


# Grove Family News

Tina Wallner, Principal

Office : 715-424-6769

District Attendance Line: 715-424-6765



## Upcoming Events & Important Dates

- Oct. 1—Field Trip K-3 PAC
- Oct. 2—Picture Day
- Oct. 4—Kindergarten Field Trip
- Oct. 7—No School—Professional Development
- Oct. 10—1st Grade Field Trip
- Oct. 11—Fire Prevention K & 3rd grade
- Oct. 16—4th Grade Field Trip
- Oct 21-23 Healthy Smiles 4K-3rd Grade
- Oct. 24—Grove School Family Dance  
5:30pm—7:00pm
- Nov. 1—No School—Professional Development

This newsletter can be found on our website and will be sent by email. Please provide the school office with a current email address.

## Check us out on Facebook

2 New Facebook Groups to Like!!!

Grove Neighborhood Community

(Co-Leaders: Heather Gehrt, Heather Ruesch & Connie Schmutzer)

&

Grove Elementary School

Here you will find updates on things that are happening around our school and neighborhood community.

Dear Families,

Happy Fall!! It sure was great to see so many people at our first family event! We had over 150 people at our annual Outdoor Movie Night!! As we enter the fall season, there are more exciting things coming up. ALL students will be receiving a FREE Grove T-shirt. These are paid for through the Popcorn Friday Fundraisers sponsored by our Grove Neighborhood Community (GNC) Group. You should have seen order forms come home for these and for the opportunity to order more clothing. THANK YOU GNC for building our Grove Spirit!!

Our next family event for October is the Fall Dance, sponsored by GNC, on Thursday Oct. 24. Look for more information in this newsletter!

Mrs. Tina Wallner

## Student Absences

*Please remember if your student is going to be absent to call the attendance line or office. Your student will be marked unexcused until we hear from you.*

District Attendance Line : 71-424-6765  
Office : 715-424-6769



# Save the Date!

## Grove School Fall Dance

Thursday, October 24 5:30 to 7:00

Parents must be present with child at dance— No drop offs!!

Costumes are welcome, but not required.  
No masks, weapons, or bloody/gory costumes allowed.

We are in need of individually wrapped snacks, preferably healthy snacks: Granola bars, cheese sticks, apples, small bags of pretzels are good options.

Monetary donations are also appreciated!!

If interested in volunteering at the dance, please email them at [grovenighborhoodcommunity@gmail.com](mailto:grovenighborhoodcommunity@gmail.com) or message them on their facebook page

### Volunteers

Anyone interested in volunteering during the 2019/2020 school year must complete a background check. This includes chaperoning field trips. You can apply on the WRPS website under the community tab. If you completed a background check last year or the year before, you **should not complete** the background check this year.

Background checks are good for 3 years.

How to complete the background check:

Go to [www.wrps.org](http://www.wrps.org)

- Click on Community Tab
- Volunteer Opportunities
- In School Volunteer Information
- On the bottom of the screen there is a link to Secure Volunteer. Click on "I want to volunteer!"

**Background check deadline is November 30, 2019**

Dear Parents / Guardians,

If you have any gently used shoes that your child has outgrown (especially boys shoes of all sizes), please consider donating them to the physical education class. We are always in need of additional shoes for students that forget them, especially during the winter months. Thanks for considering.

Mr. Weinhold Phy. Ed. Teacher

### Online Enrollment Verification

If you have not already completed online enrollment verification please do so ASAP. It is important for parents to complete this to verify that all of your contact information in Skyward is correct. There is also a place where you can give authorization for the office to give medication if needed. If you need help completing online enrollment verification please contact the office and they would be happy to assist you.



## Safety Updates:

Wisconsin Rapids Public School District implemented a new system this school year for visitors, **Raptor Visitor Management**. When entering any district building you will be asked for your valid state issued ID, which will be scanned into the system. The system **only** scans the visitors name, date of birth, and photo for comparison with a national database of registered sex offenders. After the initial scan you will not need to show your ID, but you will still need to sign in and out with the office.

We have attached the letter that went home in August from the Superintendent.

### **Pick-up/Drop-off/Parking Reminders:**

Getting nearly 300 students to and from school safely is a task we take very seriously and we have some procedures in place to help us!

#### **Drop off/Pick up:**

Due to the significant parking challenges, we encourage parents to utilize the pick-up/drop off zones when transporting students, so there is no need to park. There are a 2 entries (off Grove Ave and off Lincoln St). Both have a dedicated lane for pick up/drop off. There will be NO PARKING in either driveway from 7:45-8:45 every morning and 2:45-3:45 every afternoon on school days. Staff will be outside to help your children get in and out of the vehicles in the "SAFE ZONE" as indicated by the yellow paint on the curb and the orange cones. We ask that you drive as far forward into the safe zone, as you are able, to drop your children off. They should exit/enter the car at the curb side only. After school, students will wait near the safe zone until their ride arrives and staff will help them enter the car safely. Grades 3-5 should use Lincoln St. pick up. K-2 and older siblings should use the Grove Ave. pick up.

#### **Parking:**

On Grove Ave: **The north side** has a sidewalk for kids to follow right to the car  
**The south side** of the road-students will have to cross at the corner crosswalk to meet you at the car, or you will have to walk over to get them.

On Clyde Ave: **The south side** has a sidewalk for kids to follow right to the car.

On Lincoln St: **The west side** has a sidewalk for kids to follow right to the car.

## After School Plans

Parents please communicate with your child(ren) the plan for after school before leaving for school in the morning.

Please call the office by 2:00 p.m. if changes need to be made for pick up of your child(ren).

### Notes from the Nurse...

Just a friendly reminder that if your student is home sick please remember to call the attendance line to report your students absence. The health room protocol is that students need to be fever and vomit free for 24 hours before returning to school. It is considered a fever if the oral temperature is 100.5 or higher.



## Art to Remember



Always looking for that perfect Christmas gift for your family? Look no further. This year Grove student's created artwork that can be made into personalized gifts. Art to Remember creates colorful masterpieces of your students artwork on a variety of items that can be purchased. Items range from stickers and magnets to tee shirts and framed artworks. Not only do these items make great gifts but the Grove Art Department benefits as well. For each item sold, a portion of the profits come right back to Grove to buy new art supplies. The artwork is done and the company will be sending out order forms the middle of October for you to browse and shop. Items are expected to arrive by the end of November. Happy Shopping!!



# YOUTH SUCCESS COALITION



A United Way of South Wood & Adams Counties Coalition

The Youth Success Coalition and its community partners' goal is for youth to have access to mentors, role models and enrichments **outside** of the school day in a safe environment which enhances personal growth, character development and academic achievement. Check back monthly for the highlighted Youth Success Coalition partner and the great youth opportunities offered. *Tomorrow's successful leaders are today's youth!!*

## Weather Reminders:

Wisconsin weather is constantly changing. Please make sure that your student is dressed appropriately for the weather everyday. The weather in the morning may be very different than in the afternoon this time of the year. Encouraging your students to dress in layers can be helpful. It may also be a good idea to pack an extra pair of clothes in your student's backpack.

## Keep Kids Warm



Donations of winter gear for students in need are being collected now through Friday, October 25th. These items include coats, snow pants, gloves, hats, and boots. Any new or gently used items are greatly appreciated! Donations are accepted in the Grove School entrance area or you can drop off donations directly at Traditions Cleaners.

Please note: More information will be coming home with all students later this month on how to receive winter gear that is needed. If you have any questions, contact Grove School Social Worker, Rachel Sheets at 715-424-6769, ext 2145.



**Superintendent's Office**  
510 Peach Street  
Wisconsin Rapids, WI 54494  
715-424-6701

August 20, 2019

Dear Parents and Guardians:

Wisconsin Rapids Public Schools (WRPS) is pleased to announce that we will begin using the **Raptor Visitor Management System** in all of our schools to build on the District's program of campus safety for students and faculty. Knowing who is in our buildings throughout the course of the day is a key factor in building security. The Raptor system will enhance our ability to track visitors, contractors, and volunteers in our schools.

Upon entering a district building, visitors will be asked to present a valid state-issued ID which will be scanned into the system. The Raptor system will then check to ensure that the ID does not match up with any registered sexual offenders in a national registry. It is important to note that the Raptor system **only** scans the visitor's name, date of birth, and photo for comparison with a national database of registered sex offenders. Additional visitor data from the driver's license is not collected nor is the system connected to any other system such as the State Department of Motor Vehicles. Therefore, any other information listed on the ID is not scanned by the system or used during the visitor registration process. Once the school office has approved of the visitor, a temporary badge will be issued for use on the day of the visit. Visitors who have been identified as a sex offender will be denied access to the school. Individuals who do not have an ID to produce upon arrival may still be allowed in the building, but will require escort by a school staff member.

*Please understand that it will not be necessary to scan your ID or obtain a visitor's badge if you are stopping in to simply drop off an item, pick something up in the office, and/or drop off or pick up your child.* Screening via the Raptor system is intended to be used for visitors who will be moving beyond the office into classrooms or other areas of the building for a variety of pre-approved reasons (e.g., volunteering in classrooms, reading to students, etc.).

The safety of our students and staff is our highest priority, and the Raptor visitor management system provides another layer of security and consistency when screening visitors on a daily basis. This is why, starting with the 2019-20 school year, all visitors to WRPS facilities are required to be scanned into the system and obtain a visitor badge as described above. Thank you in advance for your understanding and support of these initiatives to enhance school safety protocols in our district.

If you have any questions about the system and its use in your child's school, please contact your building principal.

Sincerely,

A handwritten signature in black ink, appearing to read 'C. Broeren', written in a cursive style.

Craig G. Broeren  
Superintendent

2019-2020

Wisconsin Rapids Public School

# CHESS CLUB

K-12

Meeting Place: East Junior High Library  
(Use cafeteria doors near gym)

Time: Mondays 4:30 to 6:00 p.m.

Meeting Dates: **November 11, 18**

**December 9, 16**

**January 9, 20**

**February 3, 17**

**March 2, 16**

Dues: Dues are \$8.00 per child for the entire season.  
(Dues pay for snacks and equipment replacement)

**Inclement Weather: Chess Club will be canceled if no school or school is released early.**

Coordinator: Nicholas Brazeau Jr. 715 421 1258

# Reading Connection

Tips for Reading Success

Beginning Edition

October 2019

Wisconsin Rapids Public Schools

## Book Picks



Read-aloud favorites


### ■ *Gymnastics Time!* (Brendan Flynn)

This nonfiction book takes readers inside a gym to see gymnasts in action. It explains basic facts about the sport, such as how to get started

and what equipment the athletes use.

Part of the Sports Time series.

(Also available in Spanish.)



### ■ *We Don't Eat Our Classmates*

(Ryan T. Higgins)

Penelope Rex is a little dinosaur who ate her classmates on the first day of school. (Could she help it if they were delicious?) Now no one wants

to be friends with her. It takes a lesson

from the class goldfish to put Penelope on the right track.



### ■ *Space Taxi: Archie Takes Flight*

(Wendy Mass and Michael Brawer)

Archie Morningstar is excited to spend Take Your Kid to Work Day in his dad's taxi. But when he climbs in the car, he discovers that his dad is a taxi driver for aliens from outer space. Instead of a trip around the city, Archie is on an intergalactic adventure! The first book in the Space Taxi series.

### ■ *A Full Moon is Rising*

(Marilyn Singer)

Poetry, geography, and culture come together in this volume. Each poem is about a full moon in a different part of the world. A special section offers interesting facts about each place mentioned in the poems.



## Writing is practical

Show your youngster how useful writing can be by giving him real-life reasons to put pencil to paper. Here are a few ideas.

### To-do lists

What does your child want or need to do this week? Help him make lists to keep track. He might list Lego structures he plans to build (castle, rocket) or chores he needs to complete (water plants, dust). Or maybe he'll list upcoming events, such as going to the book fair and eating dinner with Grandma. He can check off each item as he finishes it.

### Reminders

Let your youngster be your secretary and write reminders for you. *Examples:* "Buy milk." "Sign field trip form." Provide a pad of sticky notes (and a little spelling help) for him to jot them down. Then, set up a place to leave the notes where you will see them. Encourage reading practice by leaving notes for him, too.



### Memory book

Suggest that your child start a notebook of favorite memories. Each night before bed, he could write and illustrate three things he wants to remember about the day. *Examples:* Jumping in a pile of leaves, listening to his teacher read a good book, learning a funny joke.

*Note:* If your youngster is just learning to write, ask him to write letters or words he knows, and help him fill in the rest. ♥

## A record of my reading

These ongoing craft projects will help your child keep track of books she reads this year—and show her how she's progressing as a reader.

- **Paper chain.** Help your youngster write each book title on a strip of construction paper. She can link the strips together to form a colorful chain that will get longer the more she reads. *Idea:* Suggest that she use different-color strips for different types of books (green for animal tales, purple for poetry).
- **Patchwork quilt.** Have your child write book titles on separate construction-paper "quilt" squares. Encourage her to decorate each one—maybe she'll make a red-and-white striped square for *The Cat in the Hat* (Dr. Seuss). Now help her tape or staple the squares together in rows and columns for a quilt that grows throughout the year! ♥






# I can learn from nonfiction!

Nonfiction books are fun for your youngster to read—and they build knowledge she needs in school now and later. Help her become a fan of nonfiction with these tips.

**Explore school subjects.** Let your child check out nonfiction library books that are related to topics she studies in school. As she learns about



numbers and shapes, for example, read math picture books. Or she could find a biography of a historical figure she's studying. She'll learn new facts and gain a deeper understanding of the topic.


**Read graphics.** Many nonfiction books include charts, tables, maps, and diagrams like those your youngster will see in textbooks. When you read together, be sure to read the graphics, too, so she becomes comfortable with them. For instance, she'll learn to read the titles, captions, or data they contain. *Idea:* Suggest that she

make her own graphic. After reading a chart about endangered animals, perhaps she'll draw a chart showing animals that live in your neighborhood.♥



## Real or nonsense?

How are the words *fan* and *can* related? They both belong to the *-an* word family! Give your youngster's reading and spelling skills a boost with this word family game.



1. Get a set of magnetic letters or letter tiles. Set aside the vowels, and mix up the consonants in a bowl.
2. Let your child choose a word family, such as *-an*, *-op*, *-ug*, or *-et*, and find the magnetic letters or tiles for his "family."
3. Take turns drawing a consonant from the bowl and saying it with the word family. Does it make a real word or a nonsense word? For instance, adding *b* to *-ug* makes *bug* (real). But adding *g* makes *gug* (nonsense).
4. If it's a real word, the player writes it down. When all the consonants have been used, the person with the longest list picks the next word family so you can play again.♥



## Autumn fine-motor play


Your child's hands need to be strong and coordinated for tasks like writing and cutting with scissors. Try these fall-themed activities to give his little fingers a workout.

**Pumpkin pincushion.** Let your youngster stick pushpins all over a small pumpkin. Then, he could stretch colorful rubber bands between the pins to create designs.

**Apple tree.** Have him draw the outline of a tree on paper. He can place red pom-pom apples on his tree and then use tweezers to "pick" them up.

**Leaf rubbing.** Together, gather leaves from the ground outside. Encourage your child to tape one to a table, place a sheet of paper on top, and rub the side of an unwrapped crayon over it. The leaf's outline will appear!

**Seed signs.** Ask your youngster to create a sign for your door by gluing apple or pumpkin seeds onto paper to spell "W-E-L-C-O-M-E."♥



## Q&A Working with the reading specialist


**Q** My daughter meets with the school reading teacher each week. How can I work with the teacher to help my child do her best?

**A** Start by asking the reading specialist what you and your daughter can do at home. For example, the teacher might suggest specific cues to give your child when she reads a word incorrectly. Or maybe she'll have ideas for word games that are

especially helpful for students who struggle with reading.

The specialist may also tell you what your daughter is doing well and where they're working on ways to improve.

Finally, be sure to attend all IEP (Individualized Education Program) meetings. The teacher will answer your questions, explain anything that you don't understand, and help you plan for your daughter's reading success.♥



### OUR PURPOSE

To provide busy parents with practical ways to promote their children's reading, writing, and language skills.

Resources for Educators,  
a division of CCH Incorporated  
128 N. Royal Avenue • Front Royal, VA 22630  
800-394-5052 • rfeustomer@wolterskluwer.com  
www.rfeonline.com  
ISSN 1540-5648