

**KEEP THIS PACKET!
PUT ON YOUR REFRIGERATOR!
WHAT'S INCLUDED?**

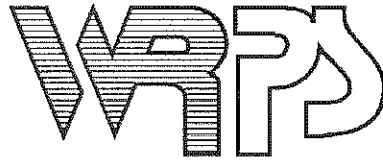


- ✓ 2015-16 SCHOOL CALENDAR
- ✓ SCHOOL SUPPLY LIST FOR 2015-16
- ✓ ONLINE VERIFICATION FOR NEXT SCHOOL YEAR

OTHER INFO:

- ✓ FIRST DAY OF SCHOOL WILL BE SEPTEMBER 1, 2015
- ✓ SCHOOL DAY BEGINS AT 8:45 AM AND ENDS AT 3:45 PM.
- ✓ EARLY RELEASE DAYS WILL BE THE SAME NEXT YEAR;
ON WEDNESDAY AFTERNOONS
- ✓ BACK TO SCHOOL OPEN HOUSE WILL BE WEDNESDAY,
AUGUST 26TH. 4-5 PM DROP OFF SUPPLIES; 4:45 - 6 PM
POTLUCK PICNIC. BRING A DISH TO PASS!

HAVE A GREAT SUMMER!



WISCONSIN RAPIDS PUBLIC SCHOOLS
2015-2016
SCHOOL CALENDAR

September 1	First Day for Students
September 7	Labor Day – NO SCHOOL
September 28	PROFESSIONAL DEVELOPMENT DAY – NO SCHOOL
October 30	Autumn Break – NO SCHOOL
November 2	PROFESSIONAL DEVELOPMENT DAY – NO SCHOOL
November 6	End of First Quarter
November 9	Start of Second Quarter
November 26-27	Thanksgiving Break – NO SCHOOL
December 24-January 1	Winter Break – NO SCHOOL
January 4	Students Return
January 20	End of Second Quarter/First Semester
January 21	RECORD KEEPING DAY – NO SCHOOL
January 22	PROFESSIONAL DEVELOPMENT DAY – NO SCHOOL
January 25	Start of Third Quarter
March 4	PROFESSIONAL DEVELOPMENT DAY – NO SCHOOL
March 21-25	Spring Break – NO SCHOOL
April 1	End of Third Quarter
April 4	Start of Fourth Quarter
May 30	Memorial Day – NO SCHOOL
June 2	Last Day for Students (half day)

PLEASE NOTE:

Lincoln High School is on a TRIMESTER schedule beginning in 2015-16:

1st Trimester: 9/1/15 – 11/25/15

2nd Trimester: 11/30/15 – 3/3/16

3rd Trimester: 3/7/16 – 6/2/16

NO SCHOOL days are all the same, except the *reason* for no school on these two days is:

- ✧ January 21 is a *Professional Development Day* for Lincoln
- ✧ March 4 is a *Record Keeping Day* for Lincoln

(Lincoln Graduation ceremony will be held on Sunday, June 5, 2016)



**WISCONSIN RAPIDS PUBLIC SCHOOLS CALENDAR
2015-16**

AUGUST 2015					SEPTEMBER 2015					OCTOBER 2015				
MON	TUE	WED	THUR	FRI	MON	TUE	WED	THUR	FRI	MON	TUE	WED	THUR	FRI
3	4	5	6	7		(1	2	3	4				1	2
10	11	12	13\$	14	LD 7	8	9	10\$	11	5	6	7	8\$	9
17	18	19	20	21	14	15	16	17	18	12	13	14	15	16
24	25	26	27\$	28	21	22	23	24\$	25	19	20	21	22\$	23
31					PD 28	29	30			26	27	28	29	AB 30
NOVEMBER 2015					DECEMBER 2015					JANUARY 2016				
MON	TUE	WED	THUR	FRI	MON	TUE	WED	THUR	FRI	MON	TUE	WED	THUR	FRI
PD 2	3	4	5\$	6		1	2	3\$	4					WB 1
(9	10	11	12	13	7	8	9	10	11	4	5	6	7	8
16	17	18	19\$	20	14	15	16	17\$	18	11	12	13	14\$	15
23	24	25	TG 26	TG 27	21	22	23	WB 24	WB 25	18	19	20	RK 21	PD 22
30					WB 28	WB 29	WB 30	WB 31\$		(25	26	27	28\$	29
FEBRUARY 2016					MARCH 2016					APRIL 2016				
MON	TUE	WED	THUR	FRI	MON	TUE	WED	THUR	FRI	MON	TUE	WED	THUR	FRI
1	2	3	4	5		1	2	3	PD 4					1
8	9	10	11\$	12	7	8	9	10\$	11	(4	5	6	7\$	8
15	16	17	18	19	14	15	16	17	18	11	12	13	14	15
22	23	24	25\$	26	SB 21	SB 22	SB 23	SB 24\$	SB 25	18	19	20	21\$	22
29					28	29	30	31		25	26	27	28	29
MAY 2016					JUNE 2016					JULY 2016				
MON	TUE	WED	THUR	FRI	MON	TUE	WED	THUR	FRI	MON	TUE	WED	THUR	FRI
2	3	4	5\$	6			1	2\$	RK 3					1
9	10	11	12	13	6	7	8	9	10	ID 4	5	6	7	8
16	17	18	19\$	20	13	14	15	16	17	11	12	13	14\$	15
23	24	25	26	27	20	21\$\$\$\$\$	22	23	24	18	19	20	21	22
MD 30	31				27	28	29	30\$		25	26	27	28\$	29

Teachers Return
 Student Attendance Days
 () = **Qtr begins/ends

08/25, 08/26, 08/27 - Teachers Return	11/02 - (PD) Prof Dev Day ** No School	03/04 - (PD) Prof Dev Day ** No School
09/01 - First Day for Students	11/26, 11/27 - (TG) Thanksgiving	03/21 - 03/25 - (SB) Spring Break
09/07 - (LD) Labor Day	12/24 - 01/01/16 - (WB) Winter Break	05/30 - (MD) Memorial Day
09/28 - (PD) Prof Dev Day ** No School	01/21 - (RK) Recordkeeping ** No School	06/02 - Last Day for Students (1/2 day)
10/30 - (AB) Autumn Break ** No School	01/22 - (PD) Prof Dev Day ** No School	06/03 - (RK) Recordkeeping

****Lincoln High School is on a trimester schedule beginning 2015-16:**

1st Trimester: 9/1/15 - 11/25/15
 2nd Trimester: 11/30/15 - 3/3/16
 3rd Trimester: 3/7/16 - 6/2/16

January 21 is Professional Development Day for Lincoln
 March 4 is a Record Keeping Day for Lincoln
 Graduation will be on Sunday, June 5, 2016

THINK Academy School Supply List
2015-16



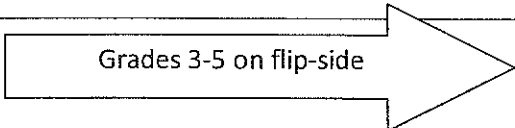
4-Year Old Kindergarten (4K)	Kindergarten (5K)
<p>1 Bottle of Elmer's Glue (4 oz) 4 Glue sticks 1 Box of Kleenex 1 Box 24-count Crayola crayons 1 Box 10-count washable Crayola markers 2 Containers of disinfectant wipes 10 Clear page protectors 1 Standard size backpack 3 Two-pocket plastic folders with your child's name written on the outside 1 White cotton short sleeve t-shirt with your child's name written in the collar for tie-dying 1 Family picture for Friends and Family Book</p>	<p>1—Plastic 3-Prong Folder 12 Clear Page Protectors Clear Pencil Case</p> <p>1 Pencil Box with Name on it 2 (4OZ.) Bottles Elmer's Glue 2 Boxes Water-Based Markers 20 PENCILS (#2) Sharpened Crayons (Box of 24) 6 Large Glue Sticks (and 6 additional Large glue sticks in January) 2 Boxes Kleenex 1 Box of 1-Gallon Zip Lock Bags 1 Box of Quart Zip Lock Bags 1- 2" THREE-RING BINDER 2 Spiral Notebooks (Red, Blue) Small Water bottle 1 Back Pack** Beach Towel</p>
<p>Kindergarten/First Grade Split (KG/1)</p>	<p>Grade 1</p>
<p>1 – 1" Poly Binder 1 – Plastic Pencil Box 2 – 4 oz. Bottles Glue 4 – Large Glue Sticks 2 – 24-ct Boxes of Crayons 2 – 10-ct Markers (classic colors) 20 - #2 Wooden Pencils 6 – Pink Pearl Erasers 3 – Wide-ruled spiral notebooks (Red, Yellow, Green) 2 – Composition Notebooks 4 – 2-Pocket Folders (Red, Yellow, Green, Choice) 3 – 2-Pocket Folders w/Fasteners (Yellow, Blue, Choice) 2 – Highlighters 2 – Boxes Kleenex 1 – Box Sandwich or Quart Size Bags 1 – Box Storage-Size Ziplock Bags 1 – Container Clorox Wipes</p>	<p>#2 Pencils, preferably Ticonderoga 1 PKG. Pencil top erasers Crayons (24-Count) 2 LARGE Glue Sticks 2 Spiral Notebooks (Wide-line) 2 Two-Pocket Folders (Yellow, Green) 2 Two-Pocket Folders (Any color for "Home" Folders) Fiskars Kid's Scissors 2 Large Boxes Kleenex 1 Box Water-Based Markers (Classic Colors) 1 Box Ziploc FREEZER Bags (QUART) 1 LARGE Container Disinfecting Wipes 1 Back Pack**</p>
<p>Grade 2</p>	
<p>24 Yellow Pencils (#2 Lead) 1 box of 24 pencil top erasers Crayons (Box of 24) 1 Bottle Liquid Glue 1 Blue Spiral Notebook (Wide-Lined) 1 Yellow Spiral Notebook (Wide-Lined) 1 Red Wide-Line Notebook 8 Two-Pocket Folders W/Bottom Pockets (2 each of Blue, Yellow, Green, and Red)</p>	<p>Fiskars Kid's Scissors 1 Plastic Art Box 1 Large Box of Kleenex 1 Box Water-Based Markers 1 Box Colored Pencils 1 Container of Clorox Wipes 1 Back Pack** 1½" Binder with inside plastic pockets (any color) 1 Box Sandwich Bags 1 Zippered Pencil Pouch with Window & Holes to fit a 3-ring binder</p>

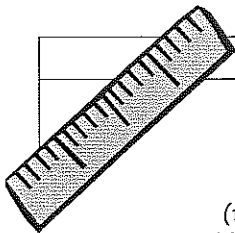
4K & KG:
Accidents do happen. Please be sure to put a complete change of clothes (underwear, pants, shirt, and socks) to be left at school in a large Ziploc bag with your child's name on it.

Community Supplies are Used in 1st Grade

****BACKPACKS SHOULD NOT HAVE WHEELS; THEY WON'T FIT INTO LOCKERS**

- KG – 5th STUDENTS NEED TO HAVE A PAIR OF ATHLETIC SHOES & SOCKS FOR PHYSICAL EDUCATION to be kept at school or sent on gym days!





Grade 3

Small Plastic Art Box
 Colored Pencils
 4 Spiral Wide-Rule Notebooks
(1 each of Red, Blue, Green & Yellow)
 8 Folders *(2 each of Red, Blue, Green & Yellow)*
 2 Heavy Take-Home Folders
 Ruler (inches & centimeters)
 Fiskars Kid's Scissors
 6 **Large** Glue Sticks
 24-Ct Box of Crayons

Markers
 24 #2 Pencils
 2 Pkgs. Pencil-Top Erasers
 1 **Large** Box of Kleenex
 Calculator
 One 3-Ring Binder – 1 ½”
 1 Composition Notebook – Wide-rule
 1 Package Wide-Rule Paper
 1 Pocket Folder for Music
 1 Pencil for Music
 1 Container Clorox Wipes

Grade 4

One 3-Ring Binder – 2” Size
 Colored Pencils
 3 Spiral Notebooks – Wide Rule *(1 each of red, blue, and green)*
 1 Pkg. Wide-Rule Loose Leaf Paper
 3 Folders *(1 each of red, blue, and green)*
 Ruler (inches & centimeters)
 Fiskars Kid's Scissors
 Glue Sticks *(No Colors, please)*
 Crayons
 #2 Pencils and extra erasers
 Large Box Kleenex
 Calculator
 1 Pocket Folder for Music
 1 Pencil for Music

**GRADES 3-5:
 Last Name
 Begins With:**

A-I – 1 Box of Kleenex
 for Art

J-R - 1 Box of Kleenex
 for Music

S-Z – 1 Box of Kleenex
 For
 Physical Education

Grade 5

8 Composition Notebooks
 1 – 1” Binder
 Colored Pencils & Markers
 Fiskars Scissors
 24 Pencils
 12 Pens (Black & Blue)
 2 – 12-Packs Pencil Top Erasers
 2 Red Pens
 2 Boxes Kleenex
 Highlighter
 1 Plastic Folder with Prongs on Inside
(for take home folder)

4-Pack Expo Dry-Erase Markers
(2) 3-Packs 3x3 Post-It Notes
 2 Container Clorox Clean-Ups
 1 Pkg. Wide-rule loose-leaf paper
 1 Bottle Elmer's Glue
 2 Large Glue Sticks
 4 Heavy-Duty folders *(preferable plastic)*
Red, Yellow, Green & Blue
 1 Zippered pencil pocket for Binder
 1 Box of Sheet Protectors
 1 Pocket Folder for Music
 1 Pencil for Music

****BACKPACKS SHOULD NOT HAVE WHEELS; THEY WON'T FIT INTO LOCKERS**

- KG – 5th STUDENTS NEED TO HAVE A PAIR OF ATHLETIC SHOES & SOCKS FOR PHYSICAL EDUCATION to be kept at school or sent on gym days!



ONLINE VERIFICATION

***** SAVE THIS INFO TO USE IN
AUGUST *****

June, 2015

Dear Parents/Guardians:

As you are aware, Wisconsin Rapids Public Schools uses **ONLINE VERIFICATION** in order to have the most up-to-date information possible on students – especially **address and telephone number changes, as well as emergency contact information**. There are also two other areas of particular importance in the process which relate to **Health Conditions & Concerns** for your student(s) as well as you granting your permission to administer **Over The Counter Medication**. All of this information updated and verified by you each school year *is critical* in the event that we must contact you in an emergency situation, or if your child becomes ill or injured while at school.

Online Verification is not an option, it is a **requirement**. You will be able to complete Online Verification for the 2015-16 school year beginning August 1, 2015. **The expectation is that this process be completed before your school's open house or orientation event.** If you haven't completed the process by the time you and/or your student visit for orientation or open house this fall, you can take care of this **requirement** when you arrive at your student(s) school for welcome back/orientation activities.

A brochure explaining how to access your account to perform the Online Verification **requirement** for your student(s) is enclosed. Your login and password information remains the same. *New this year – you can also pay your Book & Material Fee online and bring a receipt to the open house/orientation – instructions are in the brochure.* If you have a question about your login credentials, please contact your building office.

Thank you in advance for keeping your child's information up-to-date. It really does help us communicate better as we partner with you in helping your child achieve their greatest potential.

Dr. Colleen Dickmann
Superintendent

CD/mah

Enclosure

Remember to go into your Family Access account **after August 1, 2015** to complete the online verification process for the 2015-16 school year. **Complete this process before attending your child's orientation/open house. Thank you!**

Don't have access to a computer?

Contact your child's school, or plan to take care of Online Verification **requirement** at one of the open houses/orientation sessions being held at various schools in August.

Local libraries also have computers that you can use.

Frequently Asked Questions



Do I have to apply for a new login and password every school year? No, once you receive the initial login information, it stays with your family until your youngest student graduates from high school.

What if I forget my password? Go to the Family Access login screen and click on the blue, underlined Forgot your login or password? On the screen that pops up, type in the Email address that you have on file with the school district and click the "Submit" button. Our system will match up your email address and automatically email your login information back to you.

Can I change my password? Yes. After you log in, simply click on the "My Account" button on the top right of your screen. After clicking on the "Change Password" box, fill in the information on the bottom of the pop-up box to change the password. Be sure to click the "Save" button to exit.

What if I don't have Internet access at home? You can access the website from any computer, from work, at our local library, or from a friend's computer.

We are excited about this opportunity to partner with our WRPS families as we work to streamline school paperwork. Thanks for your continued support of our schools!




Working together with home and community, we are dedicated to providing the best education for every student, enabling each to be a thoughtful, responsible contributor to a changing world.

Wisconsin Rapids Public Schools

510 Peach Street
Wisconsin Rapids, WI 54494

715-424-6700

Online Verification Information



Like us on Facebook!
WRPSDistrict



Follow us on Twitter!
@WRPS District

Welcome to Online Verification

The Wisconsin Rapids Public School District requires Online Verification to be completed for each of your current students. The expectation is that this process be completed before orientation/open house. If you haven't completed the process by that time you can take care of this requirement when you arrive at school for your child's orientation/open house.

To do this, you will use the login and password you have used to complete this process in the past. Your login credentials are one per family AND SHOULD NOT BE SHARED WITH YOUR STUDENT(S). (Students in grades 6-12 each have their own, individual Student Access logins which they use for schoolwork.) In other words, you will be able to see all of your students in the district from one login. This is the same login and password you use for Family Access in our secondary schools. Keep in mind that elementary student families do not see all of the same information (such as progress reports/grades) as secondary student families. At this time progress information is viewable only for students in grades 6-12.

To access - go to our district website at www.wrps.org. Click on Family Access in the "Quick Links" drop-down on the right sidebar. Click Family Access on the screen that pops up and insert your login and password. If you don't know your login and password click on the "Forgot your Login/Password?" link and follow the instructions to receive your login information. **If your screen appears to go blank after you type in your login and password, make sure your popup blocker is DISABLED for our website.**

Once you are logged in, you will see the "Online Enrollment Verification is now open" message (after August 1st). Click on "Go to Online Enrollment Verification for (student's name)." You will need to complete the steps for each student listed.

Step 1 contains 4 different screens:

- A. Student Information
- B. Family Address
- C. Family Information
- D. Emergency Contacts

- Verify the information on each screen.
- Make any necessary changes.
- When finished, click the button "Complete Step () Only" at the bottom of each screen.

When you have completed all 4 screens in Step 1, proceed to Step 2—Medical Information.

- Complete the form, sign and date the bottom, click "Complete Step 2 only" or "Complete Step 2 and move to Step 3."
- Complete the information required in step 3 and click "Complete Step 3 only" or "Complete Step 3 and move to Step 4."
- Step 4 will list the completion status of each step. If everything was properly completed you can click on "Submit Online Enrollment Verification." If a step is "not completed" go back and finish that step and then return to step 4.

After you have clicked "Submit Online Enrollment Verification" complete your other students by clicking on the + sign on the left side of the screen, selecting Online Enrollment Verification, and then selecting the next student.

NEW THIS YEAR

You can also submit payment for your 2015-2016 Book and Material Fee (grades K-12) starting August 1st by submitting an online payment. You can complete one transaction to include all of the students in your family. For instructions on making an online payment go to:

- www.wrps.org
- For Parents (at the top of the screen)
- Fee Management (left of screen)

Once you go in and pay any fees, print the receipt of payment and submit it to your child's school at Orientation/Open House.

To make changes to your student's information during the school year.

- Select "Online Enrollment Verification" from the left menu bar and select the correct student.
- Click on "Mark Online Enrollment Verification as not completed and make changes."
- Go to the step that needs changes and click on "Edit Step ()."
- Make the necessary changes and then click on "Complete Step () only."
- Go back to Step 4 and click on "Submit Online Enrollment Verification."